


Electric Disconnect NEMA's

120 Volt Options



5-15


120VAC 15 AMP



5-20


120VAC 20 AMP

220 Volt Options



6-20

220VAC 20 AMP



14-50

220VAC 50 AMP

Note: *The NEMA needs to be specified when selecting the electric, dual fuel or dual receptacle disconnects. If one is not selected for the electric or dual fuel option, the default option of the 14-50 220 VAC – 50AMP disconnect will be provided.*

*The 14-50 220 VAC – 50AMP is **NOT** available with the dual receptacle disconnect (D1000/DS-DRD).*