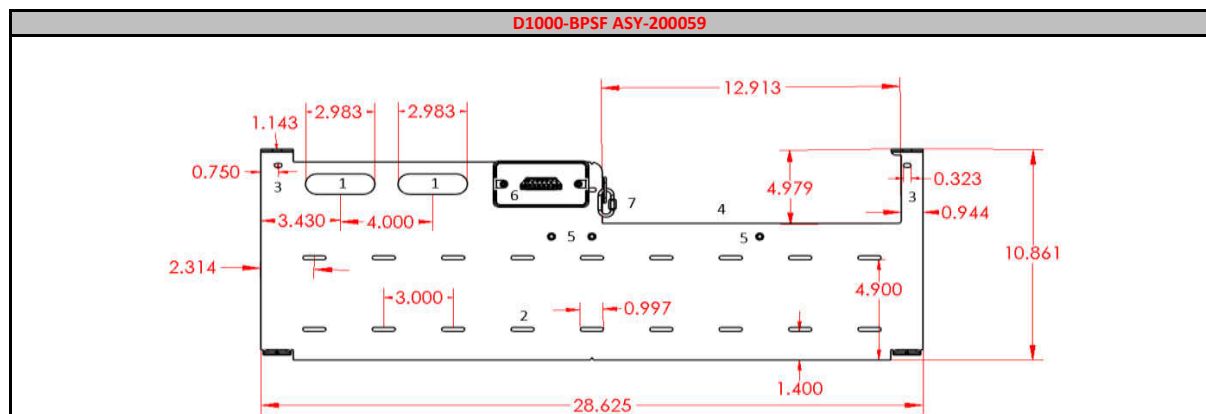
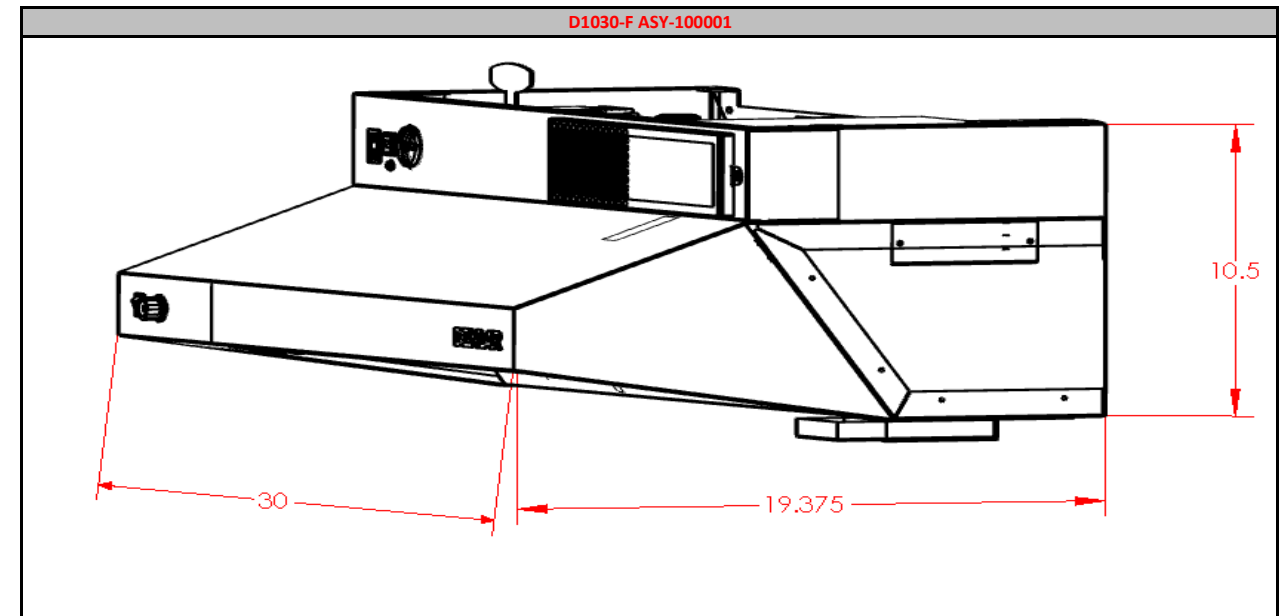
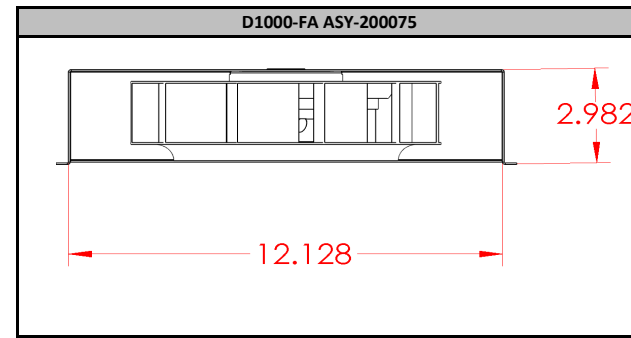


D1030-F DATASHEET

D1030-F ASY-100001																								
MATERIAL INFORMATION																								
TYPE	QTY	BRAND	MODEL	COMPLIANCE	COLORS AVAILABLE	MOUNTING CONFIG.	MATERIAL SPECIFICATIONS						COMPONENT INFORMATION											
							LENGTH (In.)	DEPTH (In.)	HEIGHT (In.)	WEIGHT (Lbs.)	MATERIAL	MOUNTING HEIGHT	VOLTAGE	PHASE	BREAKER SIZE (Amp)	CONTINUOUS OPERATING CURRENT (Amp)	DISCONNECT FOR APPLIANCE					LIGHTING DETAILS		
																	D1000-E	D1000-G	D1000-DED-220	D1000-DED-120	D1000-DRD	TYPE	WATTS	QTY.
HOOD	1	DENLAR	D1030-F	UL 300A UL 507	SS, WHITE, BLACK, BISQUE AND OTHERS	WALL	30	19.375	10.5	53.4	304 SS	MIN.: 24" MAX.: 30"	110 VAC	1	15	1.38	Specify NEMA 14-50R, 6-20R, 6-15R, or 5-15R	SOLENOID 3/4" NPT	D1000-E-220 (Specify NEMA) and D1000-G	D1000-E-120 (Specify NEMA) and D1000-G	Two Receptacles (Specify voltage and NEMA)	Shatter Proof	60	1

VENTILATION INFORMATION															FIRE SUPPRESSION INFORMATION										
STYLE	TYPE	WEIGHT (Lbs.)	ELECTRICAL INFORMATION				CFM +/-2.5% (Low-High)	PRESSURE (IN WATER)	DBA (Low-High)	DIMENSIONS (L x H) (In.)				CONTROL	SPEEDS	TYPE	AGENT			VESSEL			NOZZLES		
			VOLTAGE	PHASE	BREAKER SIZE (Amp)	OPERATING CURRENT (Amp)				HOOD OUTLET	DUCT	FAN INLET	FAN OUTLET				TYPE	VOLUME (mL)	WEIGHT (Lbs.)	PRESSURE (psi)	TYPE	DIA. (In.)	HEIGHT (In.)	TYPE	QTY.
Front Discharge	Integral to Hood	6.25	120 VAC	1	Supply line from hood	0.8	174 ~ 276	-0.09 ~ -0.18	62 ~ 70	12 X 3	N/A	6.5 (Dia.)	12 X 3	Electronic Control Module (ECM)	Variable	Self Contained Fire Suppression System	Amerex 660	1840	3.4	102 +/-8%	304 SS	6	8	60 DEG. CONICAL	5

Additional Options		
Model	Part Number	Description
D1000-MPK	ASY-200108	Manual Pull Station
CLBX	ASY-200047	Clock Box Password Protected Range Timer
D1000-ADA	ASY-200055	Handicap Accessible Controls
D1000-TANK-TEST	ASY-200140	Nitrogen Puff Test Tank
D1000-NSF	ASY-200005	NSF Approved Sealant
D1000-E	ASY-200074	Electric Range Disconnect
D1000-G	ASY-200094	Gas Range Disconnect
D1000-DED	ASY-200068	Pwr Range Disconnect for Electric and Gas
D1000-DRD 5-15 (125V) 15A	ASY-300025	Dual Receptacle Disconnect 5-15 (125V) 15A
D1000-DRD 5-20 (125V) 20A	ASY-300026	Dual Receptacle Disconnect 5-20 (125V) 20A
D1000-DRD 6-20 (250V) 20A	ASY-300027	Dual Receptacle Disconnect 6-20 (250V) 20A
D1030-TC F (R)	ASY-200147	Top Cover for 30" Hood with Front or Rear Exhaust



NOTES:	
1	Cut-outs for Wire Entry
2	Mounting Holes
3	Top Mounting Holes
4	Cut-out for Rear Exhaust Fan
5	1/4-20 Studs for Securing Hood to D1000-BPSF
6	Handy Box for Power In and Power Out
7	Quick Link Safety Cable Holder

DENLAR
FIRE PROTECTION
PRE-ENGINEERED RANGE HOODS
 The World's Only Fail-Safe UL300A Hood